






	<b>20 ml.</b>	<b>+</b>
	<b>1 x</b>	<b>9 g.</b>
		
	<b>40 ml.</b>	<b>+</b>
	<b>2 x</b>	<b>18 g.</b>
		


**1**




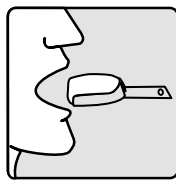
**2**

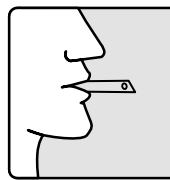


**Only 30''  
in mouth**









**mixing time(\*) 45''**

**total working time(\*) 1'45''**

**setting time(\*) 3'**

**Type I: Fast setting compliant with ISO 1563 specification.**

(\*) Measurements taken at 23°C with deionised water. Millenium does not require special treatment before use.

**Vigorously mix the powder with water.**

Variations in temperature or water hardness cause small changes in the total working time and setting time.

Wash, rinse, shake the impression and pour the model.

The model can be poured up to 168 hours with optimal results.

The impression must be stored in a sealed plastic bag without adding anything else. **Do not leave the impression in open air or immersed in water.**

After use keep the container tightly closed, in a cool, dry place.

Excellent results can be obtained with

LASCOD plasters:

Type 3: Kromotipo 3; Singletipo 3.

Type 4: Kromotipo 4; Singletipo 4; Ortotipo.